

Positive and Negative Impact of Nitrogen Fertilizer on Soil Properties and Nutrient Dynamic

Somayeh Karimi ^{a*}, Shahrzad Soltani ^{b++}
and Khadijeh Jasemi ^c

^a Faculty of Agriculture and Natural Resources, University of Ramin, Ahvaz, Iran.

^b Department of agriculture, Faculty of Agriculture, Tehran University, Iran.

^c Faculty of agriculture, University of Birjand, Iran.

Authors' contributions

This work was carried out in collaboration among all authors. All authors read and approved the final manuscript.

Article Information

DOI: 10.9734/AJRAF/2023/v9i3228

Open Peer Review History:

This journal follows the Advanced Open Peer Review policy. Identity of the Reviewers, Editor(s) and additional Reviewers, peer review comments, different versions of the manuscript, comments of the editors, etc are available here: <https://www.sdiarticle5.com/review-history/103264>

Systematic Review Article

Received: 25/05/2023

Accepted: 01/08/2023

Published: 11/08/2023

ABSTRACT

Our study was conducted over the period of two years and explored the impact of nitrogen fertilization and non-fertilization systems on soil health indicators and crop yield. Our study hypothesized that no fertilization coupled with cover cropping would enhance soil health, carbon content, and bulk density. This study found that excessive nitrogen fertilization had negative impact on soil health factors such as bulk density increment and carbon content decline through deeper profiles. In contrast, the no-fertilization system exhibited improved bulk density and better carbon distribution near the soil surface, suggesting that reducing or eliminating nitrogen can promote soil health and prevent long-term fertility decline. The study also highlighted the imbalanced carbon to nitrogen ratio resulting from high nitrogen fertilizer rate can negatively impact soil microbial activity and nutrient mineralization.

⁺⁺MSc Student;

*Corresponding author: E-mail: sbadie1618@gmail.com;

Our study raised the importance of sustainable soil management practices in agriculture. While nitrogen fertilization can enhance short-term crop yield, it can have detrimental effects on soil health and long-term sustainability. Our study suggests alternative approaches like cover cropping and integrated management improve soil health while maintaining adequate crop yield. Farmers can promote sustainable and productive agriculture systems while minimizing environmental impact.

Keywords: Cover crops; sustainable agriculture; nitrogen fertilizer; agriculture management.

1. INTRODUCTION

Nitrogen is the primary component of plant proteins, chlorophyll, and nucleic acids, making it an essential nutrient for plant growth and development [1]. Although nitrogen is abundant in the atmosphere, it needs to be converted into a usable form by soil microorganisms. This conversion process, known as nitrogen fixation or nitrification, is carried out by nitrogen-fixing bacteria in the soil, such as *Nitrosomonas* and *Nitrobacter* [2]. However, nitrogen can be lost through leaching and denitrification, causing environmental contamination. Maintaining the soil's microbiome is crucial to ensure the availability of nitrogen to plants, but it can be expensive and time-consuming [1]. Nitrogen fertilizers are widely used in modern agriculture to boost crop yield and maintain soil fertility. However, their use can lead to soil and environmental degradation [3,4]. The impact of fertilizers on soil health depends on various factors, including nutrient content, soil type, climate, and management practices [5]. To address these concerns, nitrogen use efficiency (NUE) has gained attention as a way to enhance soil health and reduce nitrogen losses. Nanotechnology is also being explored to improve NUE and contribute to food availability and security [6].

Studies have shown that both the application of fertilizers and nano-fertilizers can have positive and negative effects on soil health and quality [7-9]. Fertilizers can cause changes in the physical, chemical, and biological properties of the soil. For example, nitrogen fertilizers can contribute to soil acidification and a decrease in soil organic matter content, reducing fertility and productivity. Phosphorus fertilizers, when used excessively, can lead to soil eutrophication and the accumulation of heavy metals (Chandini et al., 2019). However, appropriate fertilizer application can help maintain soil fertility and promote healthy plant growth. Potassium-rich fertilizers, for instance, can improve soil structure, reduce erosion, and increase crop stress tolerance.

Nonetheless, improper fertilizer application can negatively affect soil health indicators, microorganisms, and diversity, which play a crucial role in soil fertility and nutrient cycling [10].

Soil health is impacted by environmental changes and stressors like salinization and drought, which limit crop growth, cause land degradation, and affect gene expression [11-16]. Implementing appropriate management practices can influence soil properties and serve as an alternative to excessive fertilizer use. Promoting soil health through improved management practices is essential for the sustainability of soil resources [17]. Factors such as GHG emissions mitigation, nitrogen capture improvement, and temporal yield stability should be considered when choosing suitable cropping practices to increase soil organic matter content and reduce environmental contamination [18,19].

The study aims to compare the impact of fertilization and non-fertilization systems under two cropping practices: corn with fertilization in rotation and corn-cover cropping without fertilization, on soil health indicators. The hypothesis suggests that no fertilization coupled with cover cropping will enhance soil health indicators and crop yield compared to conventional tillage annual crop-fallow.

2. MATERIAS AND METHODS

2.1 Field Experiment

The experiment was conducted at a Research Farm (Mashhad University, Mashhad Branch), located at 38° 88' N and 63° 72' E with an altitude of 1 m above sea level, during 2020-2023 crop year to test our alternative hypothesis. Plots are 10 m wide and 48.5 m long and Each plot is individually drained with plastic agricultural tile lines (0.1 m diameter) installed in the longitudinal center of the plots at a depth of 0.9 m. Soil samples with 0.9 m depth were collected in May-April 2023 before tillage, planting, and fertilization. Measurements were made for intact

and repacked soil cores. The experimental design includes 6 treatments in completely randomized block design that have been applied since 2005. The subset of three treatment chose for corn cultivation that contains corn (CC) with tilling and fertilization. Three subsets of corn (*Zea mays* L.) in rotation with legume Persian clover (*Trifolium resupinatum*) was chosen as corn-cover cropping with no fertilization (Fig. 1). Within our two experimental years, plots were burned on 8 Apr. 2022 and 13 Apr. 2023. The N sources for corn treatments were urea-ammonium nitrate 28% (w/w) N (UAN) side-dressed at corn growth stage V5 at rates of 157 and 135 kg N ha⁻¹ yr⁻¹ for CC and CS, respectively, and liquid swine manure (C/N ratio: 2:1, 80% [w/w] of N as NH₄⁺) injected into CC at a rate of 255 ± 24 kg N ha⁻¹ yr⁻¹ in either the spring (SM) or the fall (FM). For cover cropping white clover (*Trifolium repens*) were added to corn in different plots (Fig. 1 b). Tillage operations were chisel in the fall and chisel plus disk in the spring. Soil samplings occurred within the week of corn planting in early May (11 May 2019 and 3 May 2020) and again at corn growth stage R1 in late July (25 July 2019 or 27 July 2020) (Hernandez et al., 2009). Soils were tested each fall for general fertility using recommended protocols, and results indicated soil P, K, and pH were non-limiting.

2.2 Soil Sampling and Analysis

Four soil collections were done to monitor fractions of soil organic carbon (SOC) and total N (TN). Soil samplings occurred during the week of corn planting in May (11 May 2022 and 3 May 2023) and again at corn growth stage R1 in late July (25 July 2022 or 27 July 2023). The top 0.15 m of soil was sampled by auger hand probe (2.5-cm diam.) with at least 12 cores collected at random positions throughout each experimental plot. Each core was separated into 0- to 5- and 5- to 15-cm depth increments, composited within each depth and sieved in field-moist condition to pass an 8-mm mesh within 24 h after collection. Sieved soils were thoroughly mixed, air dried, and stored at room temperature for physical fractionation. Air-dried soil subsamples were finely ground using a Dyno-Crush 2 Grinder (Customs Laboratory Equipments, Inc., Orange City, FL), passed through a 2-mm sieve and stored at room temperature in 20-mL polyethylene vials for chemical fractionation as well as determination of SOC and TN. Any identifiable plant material in this subsample was removed before grinding. Bulk density was determined in separate, undisturbed soil cores (5

cm i.d. and 2.5 cm length) collected with a double-Cylinder, hammer-driven core sampler from three sampling positions at 0- to 5- and 5- to 15-cm depth increments from each experimental plot. For the deeper soil depth increments (15–30, 30–50, 50–75, and 75–100 cm) bulk density was determined from subsamples of the cores collected by the tractor probe. Total soil profile (0–100 cm) SOC and TN storage were estimated as the sum of storages in each layer following correction with bulk density values for equivalent layer mass.

2.3 Data Processing

The fractions of SOC and TN (g kg⁻¹ soil) were recorded in each individual depth increment. Following Ellert et al. [20], the equivalent soil mass correction were performed before calculation of cumulative TOC and TN mass storage (Mg ha⁻¹) in the complete soil profile (0–90 cm) to adjust the layer and get correction. Finally, mass (M) of SOC and TN was calculated in each individual soil depth (0–5, 5–15, 15–30, 30–60, 60–90) cm as follows:

$$M = pb \times Co \times (To + Tadj) \times 10\,000 \text{ m}^2 \text{ ha}^{-1} \times 0.001 \text{ kg g}^{-1} \text{ [21]}$$

Where pb is bulk density, Co is SOC or TN concentration, and To is the thickness of a layer.

All variables were assessed for homogeneity of variance and normality by Cook's distance, Bartlett, and Shapiro–Wilk tests, and Tukey. Multivariate analysis of variance (MANOVA in PROC GLM) was run to test for no overall treatment, year, sampling time, and depth effects by Wilk's Lambda test, these main, fixed effects and their interactions, the full model also included block and block by treatment (error) as random effects using R version 4.0 (R core Team 2020).

3. RESULTS AND DISCUSSION

3.1 Bulk Density

Soil bulk density and nitrogen fertilization are both important factors in agriculture and soil management also nitrogen application indirectly affect soil bulk density. Soil acidification due to ammonium-based fertilizer contribute to PH alternation by producing nitrate form by soil microorganism, which potentially leading to increased soil bulk density [22,23]. Moreover, excessive reliance on fertilization without organic matter management can lead to a decline in

organic matter content, which can result in soil compaction, porosity reduction and bulk density increment over time [24].

Our results recorded the negative impact of fertilization on soil bulk density that increased through soil profile and it is clearly shown in shallowest profiles (Fig. 2a-b). The interaction of soil bulk density and soil depth is shown in Fig. 2 c. No fertilization decreased and improved soil bulk density in the most top soil layers (0-30 cm) (Fig. 2c). Our results are aligned with the hypothesis of the negative impact of excessive application of nitrogen fertilizer and soil health [25,4,26]. Excessive fertilization can lead to vigorous plant growth and increase biomass production, which make excessive plant residues and organic matter accumulation that increase bulk density and negatively impact soil structures [27].

3.2 Soil Carbon

The impact of nitrogen fertilizer is like a two-edge sword and can vary depending on various factors such as management practices, soil condition, and environmental factors.

Nitrogen fertilizer can enhance crop growth and productivity leading to higher residues, which can increase soil carbon content over time [28]. Organic carbon decomposition can stimulate microbial activity resulting in more efficient decomposition of organic matter and CO₂ releasing into the soil. Moreover, nitrogen fertilizers can promote root development and proliferation leading to increase root biomass that positively influence soil carbon level. On the

other side, excessive nitrogen fertilization can accelerate decomposition which can lead to microbial activity and rapid breakdown of organic matter over long time [29]. Nitrous oxide emission under improper condition can indirectly impact on soil carbon by reducing ecosystem carbon sequestration potential [30]. Our results showed greater amount of soil carbon under Fertilization during two years of experiment (Fig. 3a). However, carbon content decreased through soil profiles and the lower amount of carbon was recorded in (30-60 cm) (Fig. 3b). The results of interaction plot of carbon content, soil depths, and different treatments recorded the greatest difference between the treatments in the shallowest layer (0-15 cm) (Fig. 3c).

3.3 C: N

The impact of nitrogen fertilization on soil carbon to nitrogen (C: N) ratio can vary depending on several factors. It is important to consider that the impact on C: N is influenced by various factors and specific outcomes may depend on soil type, climate, crop management practices, and initial soil condition. Increased nitrogen content from nitrogen fertilizer can decrease the C: N ratio. Moreover, adequate nitrogen supply stimulates microbial activity, accelerating organic matter decomposition and potentially reducing the C: N.

On the other side, to mention to the negative impact; excessive nitrogen fertilization without nutrient management can lead to imbalanced nutrient ratio, limiting microbial activity and potential increase C: N. In some case, nitrogen fertilization can promote the preservation of organic matter resulting in higher C: N.




Fig. 1. The subset of treatment chose for corn cultivation that contains corn (*Zea mays* L.) (CC) with tilling and fertilization (a). Subsets of corn in rotation with legume Persian clover (*Trifolium resupinatum* L.) was chosen as corn-cover cropping with no fertilization (b)

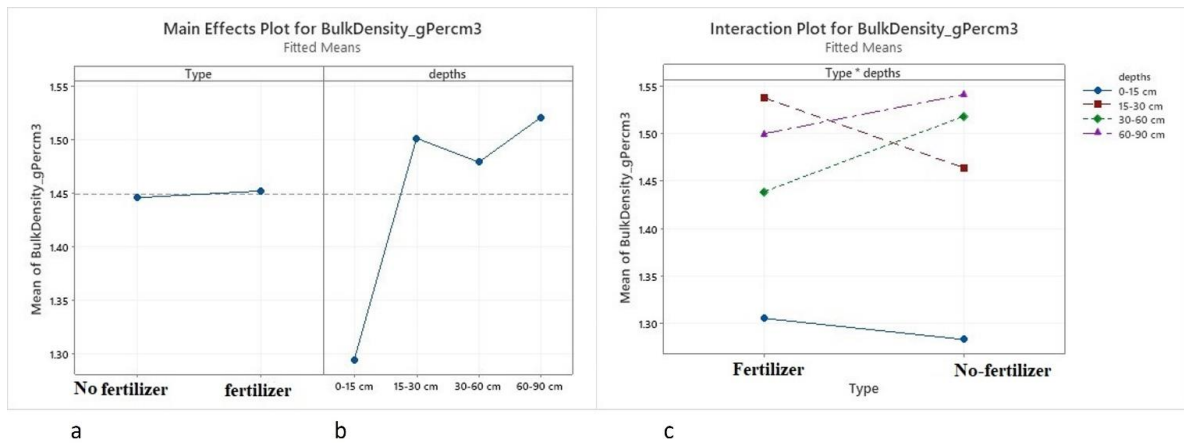


Fig. 2. The impact of fertilization on bulk density according to the type of fertilization treatments (a). Change of bulk density through soil profile from top soil to deep soil (b). Interaction plot of soil bulk density, soil depth, and type of treatment (c)

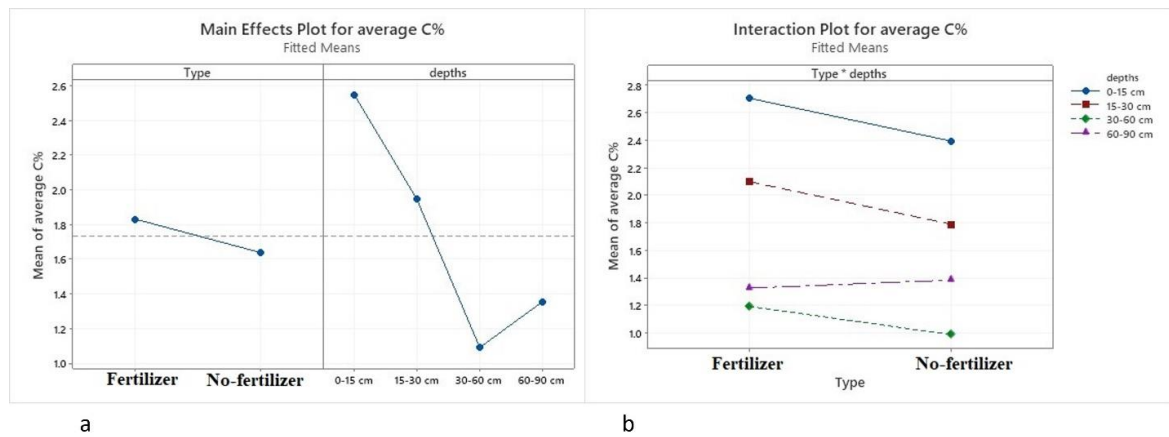


Fig. 3. The impact of fertilization on soil carbon according to the type of fertilization treatments (a). Change of soil carbon through soil profile from top soil to deep soil (b). Interaction plot of soil carbon content, soil depth, and type of treatment (c)

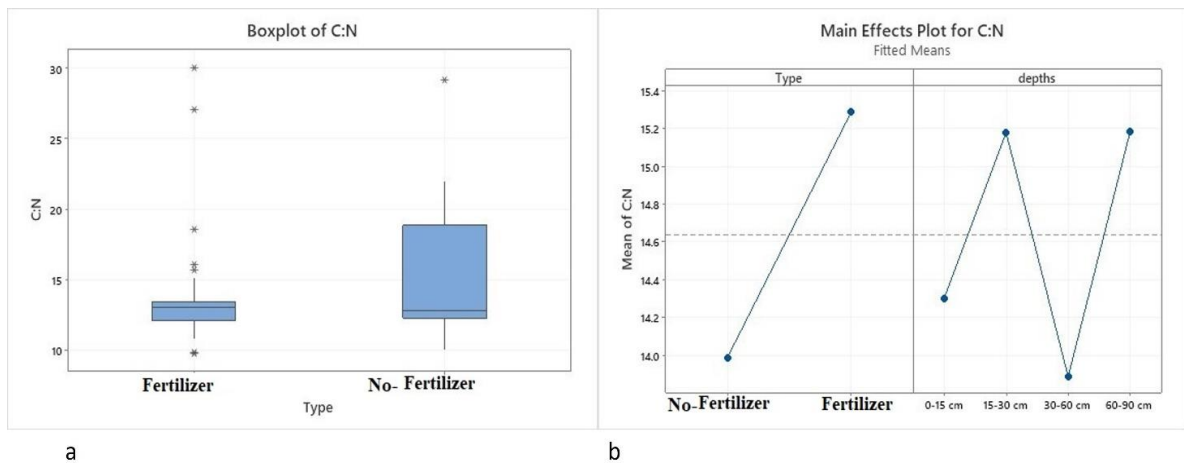


Fig. 4. The impact of fertilization on soil C: N ratio according to the type of fertilization treatments in a box plot(a). Change of soil C: N through soil profile from top soil to deep soil, the lowest C: N is shown in 30-60 cm and the highest are shown in 15-30 cm and 60-90 cm (b)

Our results recorded more variation of the results in no-fertilization (Fig. 4a) and higher carbon to nitrogen ratio was recorded under fertilization (Fig. 4b). Obviously, under nitrogen fertilization, the carbon to nitrogen ratio typically increases, which means the higher proportion of carbon relative to nitrogen is available in the soil or plant matter. Nitrogen uptake by the plants accelerate in comparison to carbon assimilation and as a result the carbon content in plant tissues become relatively higher compared to nitrogen content. Nitrogen mineralization is the other reason that can stimulate microbial activity in the soil, which leading to increased decomposition of organic material resulting in decrease in carbon content relative to nitrogen due to carbon dioxide emission. The other possible reason could be nitrogen immobilization that is caused by microbes which can rapidly consume and immobilize the added nitrogen because microbes require carbon for their growth and energy needs and they may scavenge carbon from soil organic matter.

4. CONCLUSION

The impact of fertilizers on soil health and the environment is dependent on its concentration, type, and mode of application. Excessive use of fertilizers can lead to soil degradation, loss of biodiversity, and environmental pollution [31]. Sustainable management practices like soil testing, integrated nutrient management, conservation tillage, and crop rotation can help to mitigate the adverse effects of fertilizers on soil health [32]. To mitigate the potential negative impacts of fertilization and maximize the positive effects of management practices on soil health, it is important to follow the best and less expensive management strategies. It is essential to adopt sustainable nutrient management methods to promote healthy soil, ensure environmental sustainability, and enhance food security. Cover cropping is one of the management practices, which can improve soil health through erosion, nutrient cycling, weed suppression [33]. It increases soil carbon content, promote bulk density, and enrich soil with nutrient and could be considered as an alternative for nitrogen fertilizer.

COMPETING INTERESTS

Authors have declared that no competing interests exist.

REFERENCES

1. Uchida R. Essential Nutrients for Plant Growth: Nutrient Functions and Deficiency Symptoms. In: Silva, J.A. and Uchida, R., Eds., Plant Nutrient Management in Hawaii's Soils, Approaches for Tropical and Subtropical Agriculture, College of Tropical Agriculture and Human Resources, University of Hawaii at Manoa, Honolulu. 2000;31-55.
2. Islam MR, Hossain MB, Siddique AB, Rahman MT, Malika M. Contribution of green manure incorporation in combination with nitrogen fertilizer in rice production. SAARC J. Agric. 2015;12:134–142. DOI: 10.3329/sja.v12i2.21925
3. Erisman JW, Sutton MA, Galloway J, Klimont Z, Winiwarter W. How a century of ammonia synthesis changed the world. Nature Geoscience. 2008;1:636–639. DOI: 10.1038/ngeo325.
4. Zhang X, Davidson EA, Mauzerall DL, Searchinger TD, Dumas P, Shen Y. Managing nitrogen for sustainable development. Nature. 2015;15:91.
5. Skorupka M, Nosalewicz A. Ammonia Volatilization from Fertilizer Urea—A New Challenge for Agriculture and Industry in View of Growing Global Demand for Food and Energy Crops. Agriculture. 2021;11: 822.
6. Mirbakhsh M. Role of Nano-fertilizer in Plants Nutrient Use Efficiency (NUE). J Gene Engg Bio Res. 2023;5(1):75-81.
7. Amanullah A, Iqbal A, Ali S, Fahad S, Parmar B. Nitrogen source and rate management improve maize productivity of smallholders under semiarid climates. Front. Plant Sci. 2016;7:1773.
8. Wang Z, Hassan MU, Nadeem F, Wu L, Zhang F, Li X. Magnesium Fertilization Improves Crop Yield in Most Production Systems: A Meta-Analysis. Front. Plant Sci. 2020;10:1727. [Google Scholar] [CrossRef] [PubMed][Green Version]
9. Liu Q, Xu H, Yi H. Impact of Fertilizer on Crop Yield and C:N:P Stoichiometry in Arid and Semi-Arid Soil. Int. J. Environ. Res. Public Health. 2021;18:4341. [Google Scholar] [CrossRef] [PubMed]
10. Dinca L, Grenni P, Onet C, Onet A. Fertilization and soil microbial community: A review". Appl. Sci. 2022;12(3):1198. Available:https://doi.org/10.3390/app12031198

11. Mirbakhsh M, Hosseinzadeh Namin M. Investigation of in vitro apocarotenoid gene expression in perianth of saffron (*Crocus sativus*) IRAN. 2nd National Congress on Medicinal Plants 15, 16 May 2013 Tehran-Iran; 2013.
12. Cui P, Fan F, Yin C, Song A, Huang P, Tang Y, et al. Long-term organic and inorganic fertilization alters temperature sensitivity of potential N₂O emissions and associated microbes. *Soil Biol. Biochem.* 2016;93:131–141. DOI: 10.1016/j.soilbio.2015.11.005
13. Zhou M, Zhu B, Bruggemann N, Dannenmann M, Wang Y, Butterbach-Bahl K. Sustaining crop productivity while reducing environmental nitrogen losses in the subtropical wheat-maize cropping systems: A comprehensive case study of nitrogen cycling and balance. *Agric. Ecosyst. Environ.* 2016;231:1–14. DOI: 10.1016/j.agee.2016.06.022
14. Luo Z, Liu H, Li W, Zhao Q, Dai J, Tian L, et al. Effects of reduced nitrogen rate on cotton yield and nitrogen use efficiency as mediated by application mode or plant density. *Field Crop Res.* 2018;218:150–157. DOI: 10.1016/j.fcr.2018.01.003
15. Zhu Q, Liu X, Hao T, Zeng M, Shen J, Zhang F, et al. Modeling soil acidification in typical Chinese cropping systems. *Sci. Total Environ.* 2018;614:1339–1348. DOI: 10.1016/j.scitotenv.2017.06.257
16. Mirbakhsh M, Sedeh SSS. Effect of short and long period of salinity stress on physiological responses and biochemical markers of *Aloe vera* L. *Ilmu Pertanian (Agricultural Science)*. 2022;7(3):178–187.
17. Norris CE, Bean GM, Cappellazzi SB, Cope M, Greub KLH, Liptzin D, Rieke EL, et al. Introducing the North American project to evaluate soil health measurements. *Agronomy Journal*. 2020; 112:3195–3215. Available: <https://doi.org/10.1002/agj2.20234>.
18. Knapp S, van der Heijden MGA. A global meta-analysis of yield stability in organic and conservation agriculture. *Nat. Commun.* 2018;9:3632. Available: <https://doi.org/10.1038/s41467-018-05956-1>.
19. Sun J, Zou L, Li W, Yang J, Wang Y, Xia Q, et al. Rhizosphere soil properties and banana Fusarium wilt suppression influenced by combined chemical and organic fertilizations. *Agric. Ecosyst. Environ.* 2018;254:60–68. DOI: 10.1016/j.agee.2017.10.010.
20. Ellert BH, Janzen HH, Entz T. Assessment of a method to measure temporal change in soil carbon storage. *Soil Sci. Soc. Am. J.* 2002;66:1687–1695.
21. Batjes NH. Total carbon and nitrogen in the soils of the world. *Eur. J. Soil Sci.* 1996;47:151–163.
22. Zeng J, Liu X, Song L, Lin X, Zhang H, Shen C, et al. Nitrogen fertilization directly affects soil bacterial diversity and indirectly affects bacterial community composition. *Soil Biol. Biochem.* 2016;92:41–49. DOI: 10.1016/j.soilbio.2015.09.018
23. Sun RB, Zhang XX, Guo XS, Wang DZ, Chu HY. Bacterial diversity in soils subjected to long-term chemical fertilization can be more stably maintained with the addition of livestock manure than wheat straw. *Soil Biol. Biochem.* 2015; 88:9–18. DOI: 10.1016/j.soilbio.2015.05.007.
24. Nawaz J, Hussain M, Jabbar A, Nadeem G, Sajad M, Subtain M. Seed priming a technique. *International Journal of Agriculture and Crop Sciences*; 2013. IJACS/2013/6-20/1373-1381.
25. Wang X, Zou C, Gao X, Guan X, Zhang W, Zhang Y, Shi X, Chen X. Nitrous oxide emissions in Chinese vegetable systems: A meta-analysis. *Environ. Pollut.* 2018;239:375–383
26. Snyder CS, Bruulsema TW, Jensen TL, Fixen PE. Review of greenhouse gas emissions from crop production systems and fertilizer management effects. *Agric. Ecosyst. Environ.* 2009;133:247–266.
27. Niu Z, An F, Su Y, Liu T, Yang Rong, Du Zeyu, Chen sh. Effect of long-term fertilization on aggregate size distribution and nutrient accumulation in Aeolian sandy soil. *Plant (Base)*, 2022 Apr;11(7): 909. DOI: 10.3390/plants11070909
28. Wang Y, Liu B, Ren T, Li X, Cong R, Zhang M, et al. Establishment method affects oilseed rape yield and the response to nitrogen fertilizer. *Agron. J.* 2014; 106:131–142. DOI: 10.2134/agronj2013.0374
29. Hussain S, Khan F, Cao W, Wu L, Geng M. Seed priming alters the production and detoxification of reactive oxygen intermediates in rice seedlings grown

- under sub-optimal temperature and nutrient supply. *Front. Plant Sci.* 2016; 7:439.
DOI: 10.3389/fpls.2016.00439
30. Foley JA, Ramankutty N, Brauman KA, Cassidy ES, Gerber JS, Johnston M, et al. Solutions for a cultivated planet. *Nature.* 2011;478:337–342.
DOI: 10.1038/nature10452
31. Bisht N, Chauhan P. Excessive and disproportionate use of chemical cause soil contamination and nutrient stress; 2020.
DOI: 10.5772/intechopen.94593
32. Farmah B, Sekaran U, Franzluebbers A. Cover cropping and conservation tillage improve soil health in the southeastern united states; 2021.
Available: <https://doi.org/10.1002/agj2.20865>
33. Balota EL, Calegari A, Nakatani AS, Coyne MS. Ben-efits of winter cover crops and no-tillage for microbial parameters in Brazilian Oxisol: A long-term study. *Agriculture, Ecosystems and Environment.* 2014;197:31–40.
Available: <https://doi.org/10.1016/j.agee.2014.07.010>

© 2023 Karimi et al.; This is an Open Access article distributed under the terms of the Creative Commons Attribution License (<http://creativecommons.org/licenses/by/4.0>), which permits unrestricted use, distribution, and reproduction in any medium, provided the original work is properly cited.

Peer-review history:

The peer review history for this paper can be accessed here:
<https://www.sdiarticle5.com/review-history/103264>