



Agro-morphological Performances of M₃ Generation of Irradiated Maize in Central African Republic

Lucie Aba-Toumou^{a*}, Rufin Reo-Ndouba^a,
Felix Allah-Barem^b, Jephthé Juste Kaïne^c,
Gorgon Igor Touckia^c, Augustin Doukofiona^b,
Dieudonné Stève Mbenda^b, Innocent Zinga^a,
Silla Semballa^a and Joseph Antoine Bell^d

^a Laboratory of Biological and Agronomical Sciences for Development, Faculty of Sciences, University of Bangui, Central African Republic.

^b Central African Republic Institute of Agriculture Research, Central African Republic.

^c Higher Institute for Rural Development (ISDR), University of Bangui, Mbaïki, Central African Republic.

^d Genetics and Plant Breeding Unit, Faculty of Sciences, University of Yaoundé 1, Cameroon.

Authors' contributions

This work was carried out in collaboration among all authors. All authors read and approved the final manuscript.

Article Information

DOI: 10.9734/APRJ/2023/v11i4219

Open Peer Review History:

This journal follows the Advanced Open Peer Review policy. Identity of the Reviewers, Editor(s) and additional Reviewers, peer review comments, different versions of the manuscript, comments of the editors, etc are available here: <https://www.sdiarticle5.com/review-history/102036>

Original Research Article

Received: 16/05/2023
Accepted: 04/07/2023
Published: 20/07/2023

ABSTRACT

Productivity of Maize in Central African Republic (CAR) is further reduced by the invasion of Fall Armyworm. The use of developing genetic resistance in maize against the pest remains under-explored. This present study was conducted to determine the effects of radiation on maize growth

*Corresponding author: E-mail: lucieaba@gmail.com;

and development. The test with different doses of irradiation (Controls, 100 Gy, 200 Gy, 300 Gy, 400 Gy and 500 Gy) was performed on three varieties (CMS85 01, CMS-20 19 and CMS87 04) of maize and on the local ecotype of CAR.

The effect of varieties and different doses on the growth parameters (plant survival, number of leaves, length of leaves, larger of leaves, Plant height diameter of collet,) and yield parameters (number of cobs, number of rows per cob, numbers of grain per cob) was performed using ANOVA 2 with R software version 3.1.3. The Shapiro-Wilk test to normalize the data and differences tests using a significance level of 0.05. The Principal Analysis of Component was used to analyse the relationships between the growth parameters and yield parameters of in different treatments.

Few number of leaves are observed from local ecotypes than the all varieties, following by CMS 2019 with exception from dose 400 Gy. The two others varieties respectfully CMS 8501 et CMS 8704 have sensibly equal number of leaves. Statistically, the significant difference (P-value= 4.363e-05) was observed between different varieties according the different doses of irradiation (P-value= 6.665e-16).

The height from different varieties according the different doses are equal, exception the dose 400Gy of CMS 2019. Statistically, the difference observe is not significant. But, the height of 400 Gy from the variety CMS 2019 is less important than the rest of doses from others varieties.

The most less quantity of grains (228) was obtained from the CMS 2019 variety at 400Gy and the most important quantity (2040) from the same variety at 300 Gy. produced the most less number of rows per cob. The CMS 8704 variety at 100 Gy produced the most important number of rows per cob.

Statistically, there is the significant difference according to the maize varieties (P-value= 0.0014874) and the different doses of irradiation (P-value= 0.865586).

Keywords: Gamma radiation; growth parameters; reproduce parameters; maize.

1. INTRODUCTION

Zea mays is one of the world's most important crop plants, boasting a multibillion dollar annual revenue [1,2].

The increment of maize production in the world is very important due to the fact that this cereal is used for human and animal consumption as well as to produce energy, making it increasingly important to develop new technologies to increase its production.

In addition to its agronomic importance, maize has been a keystone model organism for basic research for nearly a century [3].

In Central African Republic (CAR), i) Maize comprises a lucrative market that has great potential for growth, ii) Maize production is an engine for economic growth and generates substantial income per unit area and per person, iii) Maize creates new income opportunities by value adding activities especially for small farmers [4,5].

Productivity of Maize in CAR is further reduced by the invasion of fall armyworm (FAW), a pest that has been creating excessive crop losses since 2016 [6,7]. The FAW, Spodoptera

frugiperda, is a pest that is native to the tropical and subtropical regions of the Americas. It can feed on more than 80 plant species including Maize [8,9].

But, as a model organism, maize is the subject of far-ranging biological investigations such as plant domestication, genome evolution, developmental physiology, epigenetics, pest resistance, heterosis, quantitative inheritance, and comparative genomics [10-12]. Increasing productivity is a constant challenge for the maize production chain, and higher levels can be achieved when some management practices are changed.

While a variety of biological, chemical, agronomic and transgenic techniques are being tested and used for crop protection against FAW, breeding for genetic resistance has lagged behind.

However, since the advent of transgenic crops modified with Bt genes, breeding for resistance to insect pests has not been explored in any depth. Recently, resistance to the brown plant hopper in rice was demonstrated in mutant plants with a mutation in a single cytochrome P450 gene [13,14]. Thus, the likelihood for genetic resistance in maize and groundnut to insect pests exists but remains under-explored.

The utilization of nuclear techniques in the area of agriculture, defense, and power generation has increased over the last few decades [15-17]. Radiation technology is widely used to produce changes in product characteristics leading to the development of new products. Gamma irradiation was found to increase plant productivity [18-20].

Considering the effects of radiation on plants, the present study was conducted to determine the effects of radiation on maize growth and development.

2. MATERIALS AND METHODS

2.1 Vegetable Material

The test of performance from irradiated seeds was performed on three varieties (CMS85 01, CMS-20 19 and CMS87 04) of maize and on the local ecotype of CAR. The details of the characteristics of maize varieties used in this study are in Table 1.

2.2 Experimental Test

The experiment was carried out at the Regional Polyvalent Research Center (CRPR) of Boukoko (05°04' South latitude, 018°49' East longitude and 499 m altitude) in Region of Lobaye. It is a tropical type of climate marked by two main seasons (the rainy season from March to April and October to November and the dry season from J November/December to Feb [16].

The experimental design adopted was the complete block plan with three repetitions (R1, R2 and R3) and six treatments (Controls, 100 Gy, 200 Gy, 300 Gy, 400 Gy and 500 Gy) [18] from May to August 2022 during the raining season. There are four plots of 40 m long by 14 m wide for an area of 560 m² each. The repetitions were separated by 3 m in distance and 2 m of border at the ends. Sowing was carried out at spacings of 1 m on the line and 1.5 m between two lines at the rate of two seeds per pocket. A first supply of inorganic manure (NPK 20-10-10) was carried out 15 days after the emergence of the plants. The second contribution of inorganic manure (Urea) at the appearance of the male inflorescence (at the time of flowering). This fertilizer was spread at a dose of 150 kg/ha, i.e. 1.5 g of dose per plant; about 10 cm from each plant.

2.2.1 Growth measuring parameters

a) The plant survival

The plant survival (%), was measured at two weeks and four weeks after sowing after sowing.

The Survival percentage for each replication is calculated according to the following formula [19]:

$$\text{Survival percentage} = \frac{\text{Number of live plants}}{\text{Number of seeds planted}} \times 100$$

b) Number of leaves

The number of leaves per plant is obtained by counting every two weeks while taking into account the leaves located at the base.

c) Length of leaves

The length of leaves is measured at centimeters from node to terminal part of the same leaf every two weeks. During maturity it is the leaf of the main ear that we measured. We used a tape measure for the measurements.

d) Larger of leaves

The Width of leaves are measured in centimeters on the middle part of the leaves every two weeks. At maturity, it is the leaf of the main ear that we measured.

e) Plant height

Leaf width Leaf widths are measured in centimeters on the middle part of the leaves every two weeks. At maturity, it is the leaf of the main ear that we measured.

f) Diameter of collar

The collar diameter is measured in centimeters at the base of the stem every two weeks.

2.2.2 Yield measuring parameters

g) Number of cobs per plant

The number of cobs per plants is counted on the plants at field level during harvest.

h) Number of rows per cob

The Number of rows per cob was estimated by counting the grains in the cob taking into account the rows without grains. The rows are counted by hand after the ears have dried.

i) Number of grains per cob

Number of grains per cob was estimated by counting the number of grains in maturity.

Table 1. Characteristics of maize varieties used in the study

Variety	Genetic nature (N Gq)	Origin & Year of release	Date of introduction or registration in CAR	Cycle (days)	Height of Plants (cm)	100 seed weight (g)	Colour of seed	Seed Texture	Potential Yield (t/ha)	Organoleptic characteristics and suitability for processing
CMS85 01	Composite	IRAD 1985)	1988	105-110	180-220	24.5	White	Cornea - dentate	5 - 8	Susceptibility to lodging, drought and stem borers
CMS-20 19	Composite	IRAD 1990)	1994	85-90	140-170	22, 8	White		4 - 5	Drought and disease tolerance, Striga ensitivity
CMS87 04	Composite	IRAD 1987)	1988	105-110	190-240	24.5	Yellow	Cornea	7 - 8	Sensitivity to lodging, good resistance to drought, very high sugar content

Local ecotype

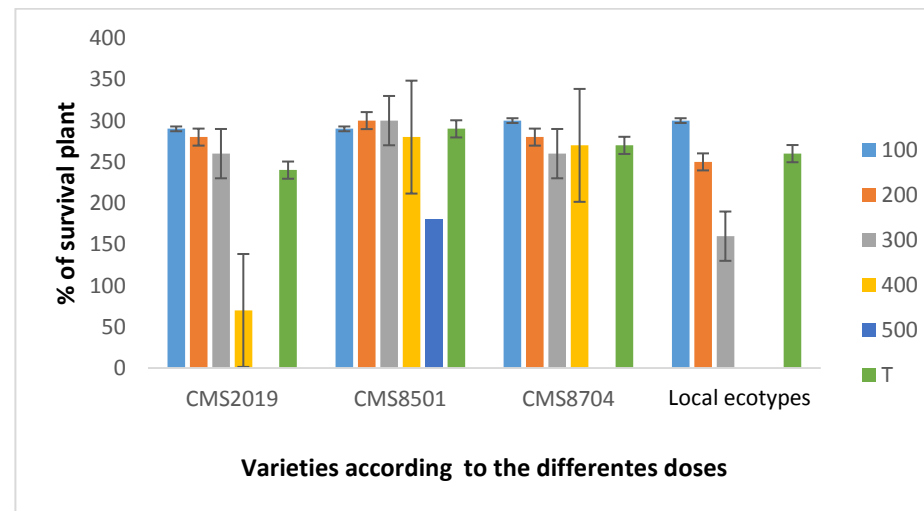


Fig. 1. Plant survival from different varieties according to the different doses

- a) Average seedling height = Sum of seedling in mm/Number of plants measuredx100

The measured parameters were in the four plots: (i) emergence rate (%), calculated two weeks after emergence; (ii) plant height (mm), measured with a tape measure at two weeks and four weeks after sowing; (iii) plant survival (%) at two weeks and four weeks after sowing. The percentage of germination or emergence of seedlings (a), survival (b) and variation in seedling height (c), for each replication is calculated according to the following formula [19]:

- b) Germination percentage = Number of germinated seeds/Number of seeds plantedx100
c) Survival percentage = Number of surviving seedlings/ Number of seeds plantedx100
d) Average seedling height = Sum of seedling height in mm/ Number of plants measuredx100

2.3 Data analysis

The effect of varieties and differences doses (0Gy, 100 Gy; 200 Gy; 300 Gy; 400 Gy; 500 Gy) on the growth parameters (plant survival, number of leaves, length of leaves, larger of leaves, Plant height diameter of collet,) and yield parameters (number of cobs, number of rows per cob, numbers of grain par cob) was performed using ANOVA 2 with R software version 3.1.3. The Shapiro-Wilk test to normalize the data and differences tests using a significance level of 0.05.

The Principal Component Analysis was used to analyse the relationships between the growth parameters and yield parameters of in different treatments.

3. RESULTS

3.1 Plant Survival Test

Data from the differences doses (0Gy, 100 Gy; 200 Gy; 300 Gy; 400 Gy; 500 Gy) of plant survival from three varieties (CMS85 01, CMS-20 19 and CMS87 04) of maize and on the local ecotype of CAR are reported in Fig. 1. With the higher doses (500 Gy), plants did not survive for CMS 2019, CMS 8704 and local ecotypes. All plants were survived for all doses with CMS 8501. But with local ecotypes, 400 Gy and 500 Gy,

plants did not survive. Statistically, high significant difference (P-value= 0.001484) was observed between different varieties according the different doses of irradiation (P-value= 0.00009358).

3.2 Number of Leaves

Few number of leaves are observed from local ecotypes than the all varieties, following by CMS 2019 with exception from dose 400 Gy (Fig. 2). The two others varieties respectfully CMS 8501 et CMS 8704 have sensibly equal number of leaves. Statistically, the significant difference (P-value= 4.363e-05) was observed between different varieties according the different doses of irradiation (P-value= 6.665e-16).

3.3 Length of Leaves

The local ecotypes , exception 300Gy presented leaves with important length than the CMS 8501. The doses 100 and 200 Gy increased most length from local ecotypes. But 400 Gy, decreased length of leaves from the variety CMS 2019 (Fig. 3). Statistically, the significant difference (P-value= 0.0003981) was observed between different varieties according the different doses of irradiation (P-value=2.045e-08).

3.4 Larger of Leaves

The local ecotypes , exception the dose of 300Gy presented important larger of leaves the CMS 8501. The doses 100 and 200 Gy increased most larger leaves from local ecotypes. But 400 Gy, decreased larger of leaves from the variety CMS 2019 (Fig.4). Statistically, the significant difference (P-value= 0.0072) was observed between different varieties according the different doses of irradiation (P-value= 0.00002508349).

3.5 Plant Height

The height from different varieties according the different doses are equal, exception the dose 400Gy of CMS 2019. Statistically, the difference observe is not significant. But , the height dose (400 Gy) from the variety CMS 2019 is less important than the rest of doses from others varieties in culture (Fig. 5).

3.6 Diameter at Colar

The variance analysis showed that there is significant difference (P-value= 0,06934) between the varieties (Fig. 6). The largest diameter of colar are obtained with 100 Gy and 200 Gy from local ecotypes (Fig. 6).

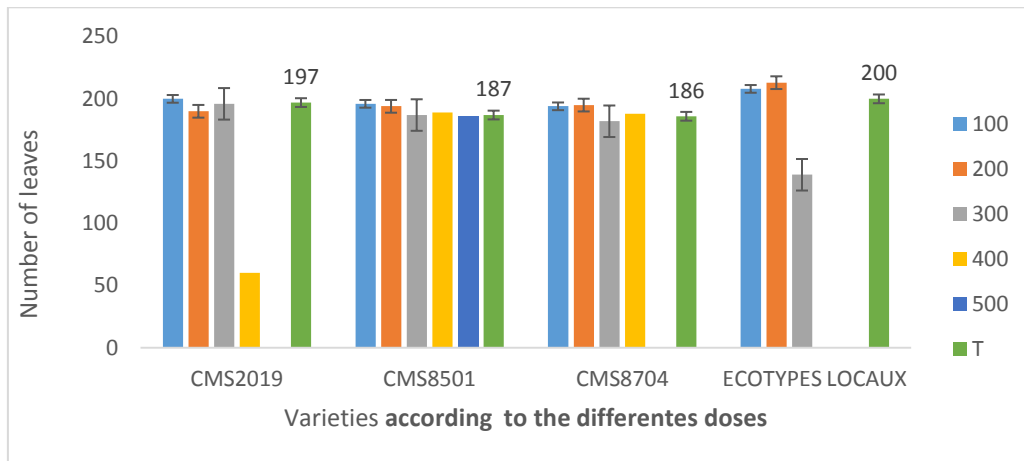


Fig. 2. Number of leaves from different varieties according to the different doses

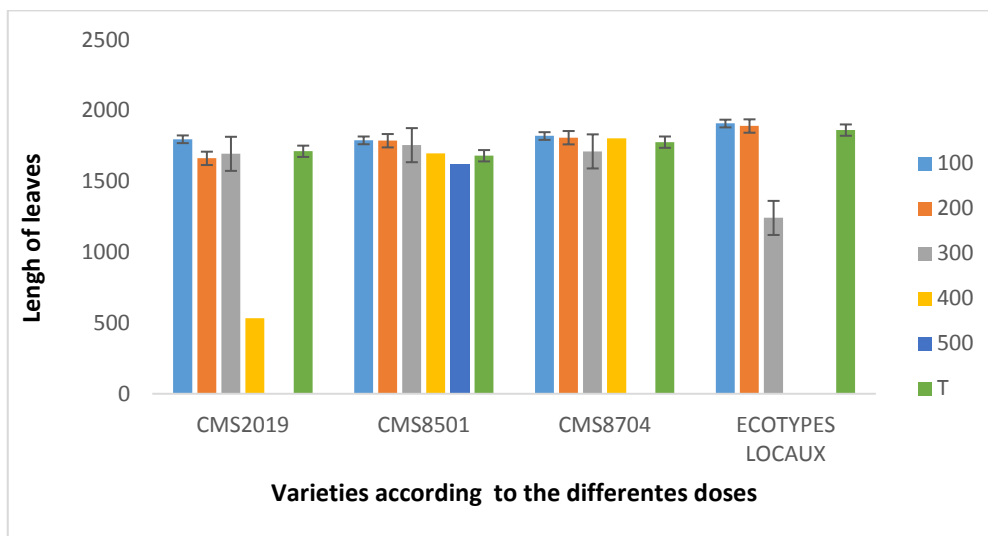


Fig. 3. Length of leaves from different varieties according to the different doses

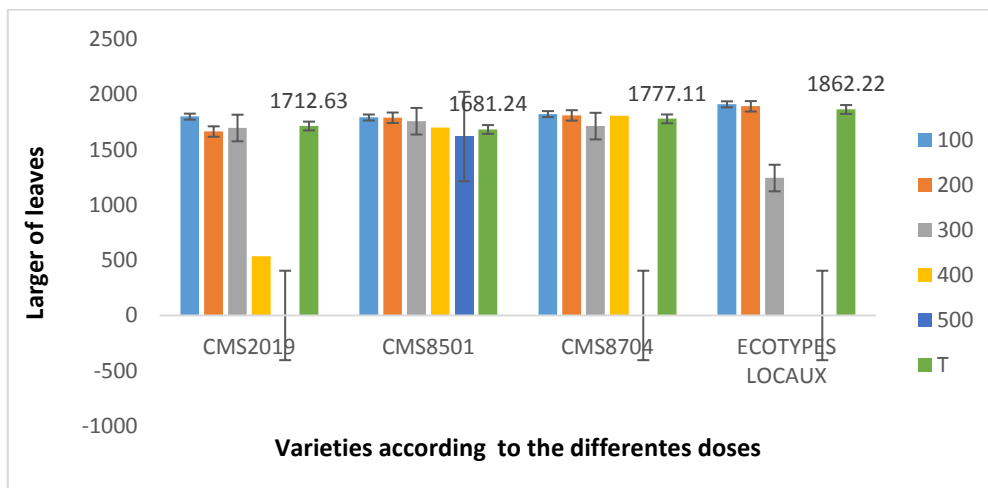


Fig. 4. Variation of the larger of leaves from different varieties according to the different doses

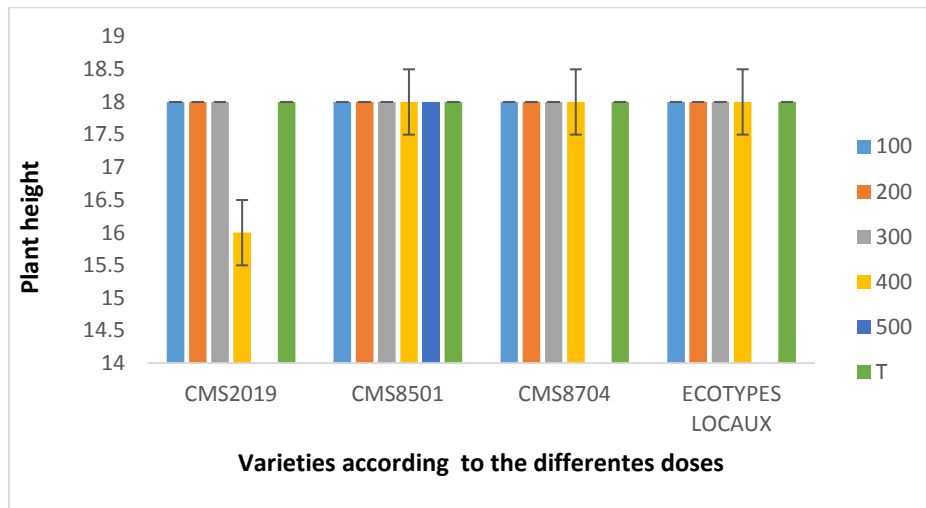


Fig. 5. Variation of Plant height from different varieties according the different doses

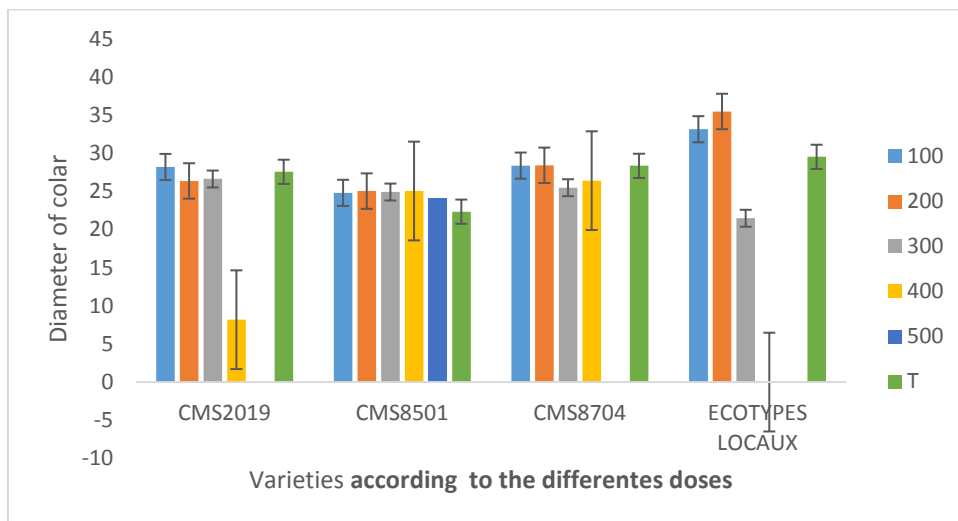


Fig. 6. Variation of diameter of colar from different doses per maize variety

3.7 Number of Cob

The variety CMS 2019 increases important number of cob than the varieties CMS 8501, CMS 8704 and local ecotypes (Fig. 7). The dose of 300 Gy from CMS 2019 increases the most number of cob than the dose 400 Gy. Statistically, the significant difference (P-value= 0.004154) was observed between different varieties according the different doses of irradiation (P-value = 0.042729).

3.8 Number of Rows per Cob

The statistical analysis showed an important variability according to number of rows per cob from different doses per maize variety (Fig. 8). The CMS 2019 variety at 400Gy produced the

most less number of rows per cob and 500 Gy is lethal. The CMS 8704 variety at 100 Gy produced the most important number of rows per cob compared to the control. However 300Gy and 400 Gy are lethal for local ecotyp.

Statistically, there is the significant difference according to the maize varieties (P-value= 0.03585) and the different doses of irradiation (P-value= 0.01676).

3.9 Number of Grains per Cob

The Fig. 9 showed the number of grains per cob from different doses per maize variety. The most less quantity of grains (228) was obtained from the CMS 2019 variety at 400Gy and the most important quantity (2040) from the same variety

at 300 Gy. The CMS 8501 variety at 100 Gy produced the most important number of grains per cob. Statistically, there is the significant

difference according to the maize varieties (P-value= 0.0014874) and the differentes doses of irradiation (P-value= 0.865586).

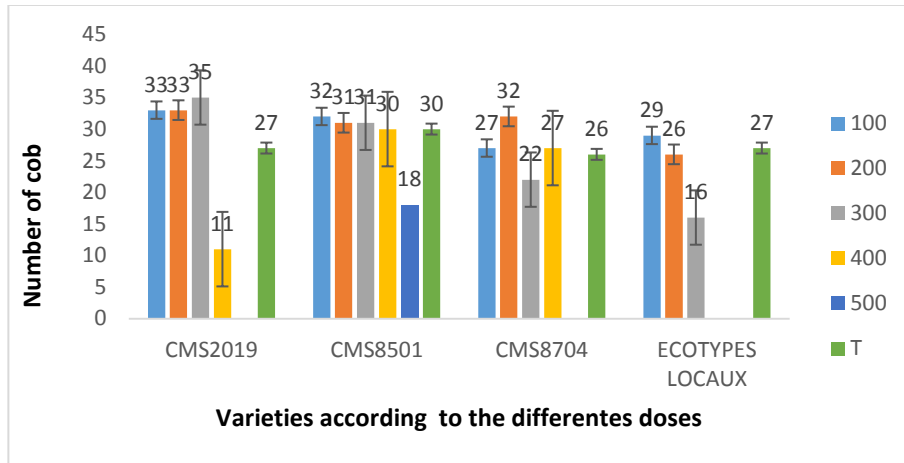


Fig. 7. Variation of number of cob from diffrents doses per maize variety

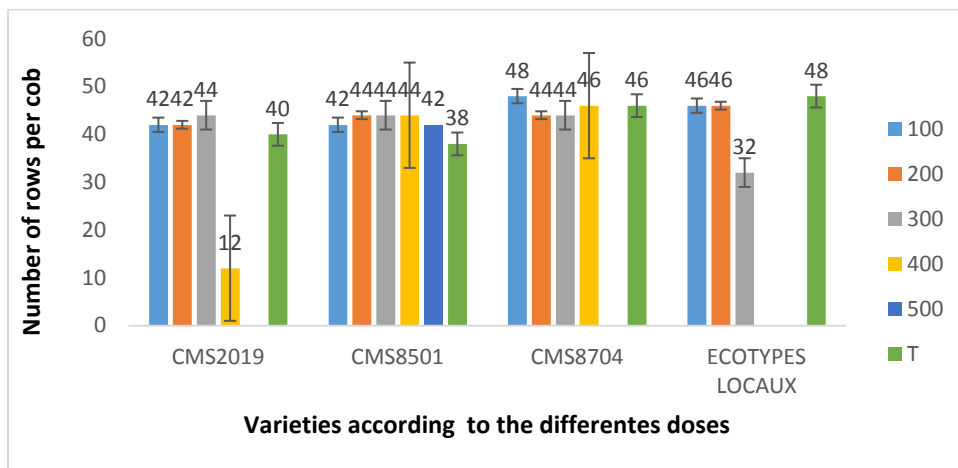


Fig. 8. Variation of rows per cob from diffrents doses per maize variety

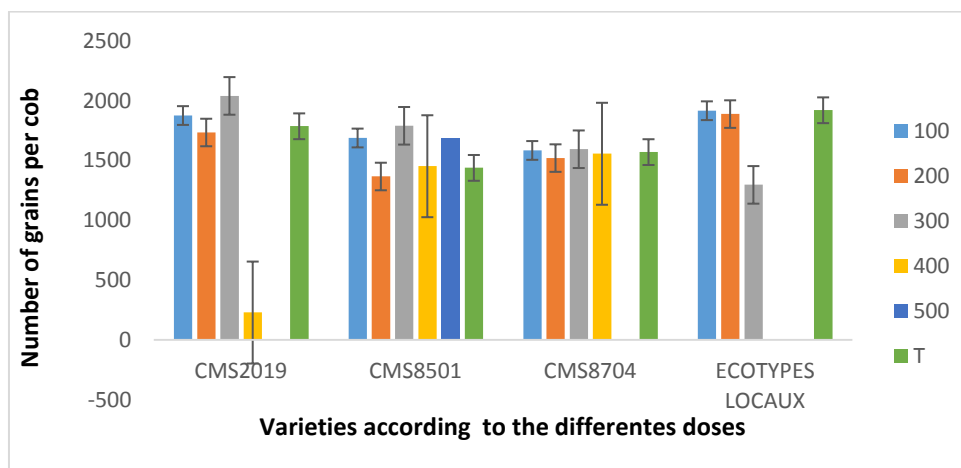


Fig. 9. Variation of grains per cob from diffrents doses per maize variety

3.10 Principal Analysis of Component for the Growth Parameters

The Principal Component Analysis performed on the different growth parameters showed correlations between these different parameters (Fig.10). The two main axes explained 99.17% global variability. The first axe contributed to 97.24 % with parameters: diameter of colar, length of leaves, number of leaves...The second axe contributed to 1,93 % with the plant survival (%)parameter.

The diffrents parameters according to two factorial axes are strongly correlated. But the variability concerns only the plant survival (%) parameter.

3.11 Principal Analysis of Component for the Yield Parameters

The Principal Component Analysis performed on the different yield parameters showed correlations between these different parameters (Fig.11). The two main axes explained 95.3% global variability. The first axe contributed at 79.42% with parameters: number of cob, number of rows per cob, Number of grains per cob. The second axe contributed at 15,88 %. The diffrents

parameters according to two factorial axes are strongly correlated.

4. DISCUSSION

The seed germination test after gamma irradiation (0Gy, 100 Gy; 200 Gy; 300 Gy; 400 Gy; 500 Gy) revealed that the maximum germination percentage was observed in control seedlings. As illustrated in Fig.1, the final germination percentage decreased with increasing gamma ray doses by (300 Gy, 400 Gy, 500 Gy) according to the diffrents varieties. The maximum decrease, of the germination percentage was observed from the CMS 2019 variety at 400 Gy.

In several studies, lethal and stimulatory effects of gamma irradiation on germination percentage, emergence, and survival of seedlings of different plant species have been reported.

The effects of gamma radiation are investigated by studying plant germination, growth and development, and biochemical characteristics of maize. Maize dry seeds are exposed to a gamma source at doses ranging from 0.1 to 1 kGy, moreover, plants derived from seeds exposed at higher doses (≤ 0.5 kGy) did not survive more than 10 days [21-23].

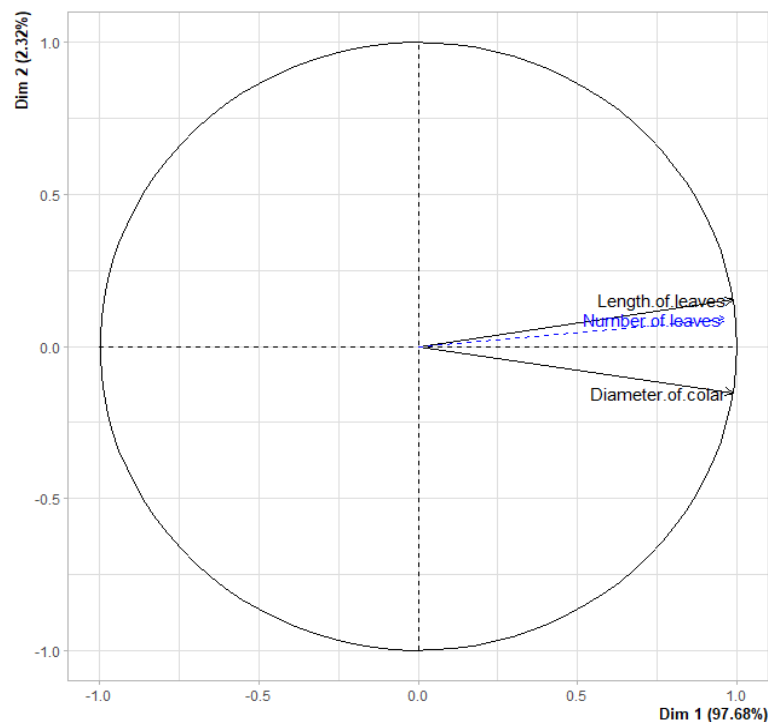


Fig. 10. Principal Analysis of Component for the growth parameters

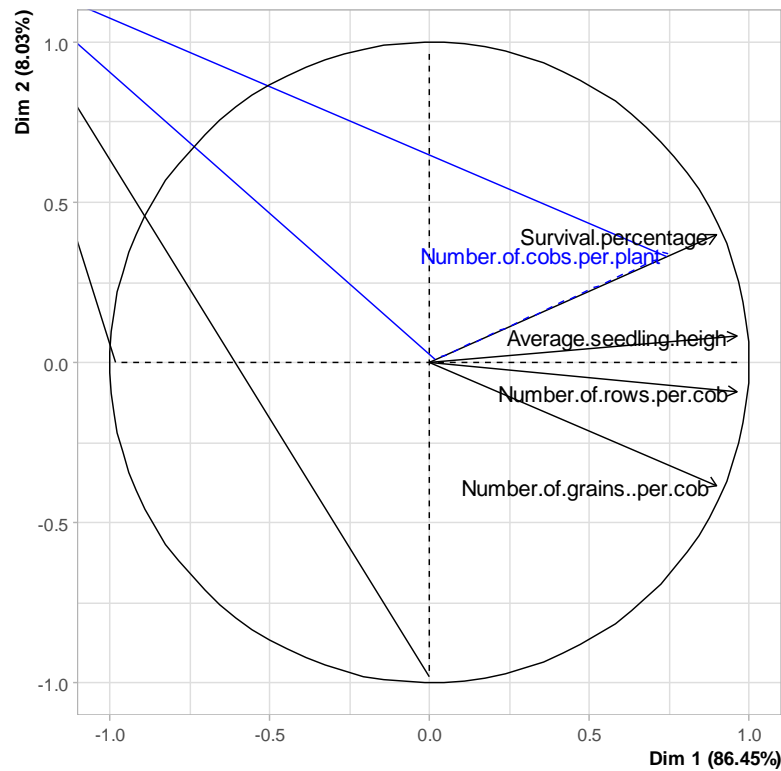


Fig. 11. Principal Analysis of Component for the yield parameters

Also it has reported that germination of seeds can be influenced in both positive and negative directions by gamma radiation exposure as a result of mutation inductions depending on cellular abnormalities or stimulatory modifications triggered by radiation doses [24].

The results from [25] showed that the seedling length increased in lower doses (0.005 to 0.1 kGy) of gamma irradiation and reduced on and beyond the 0.2 kGy dose for both the genotypes. Similarly seedling vigor index I reduced on and beyond 0.2 kGy of gamma irradiation dose. The germination per cent and alpha amylase activity was significantly more in lower doses (0.0025 to 0.2 kGy) of gamma irradiation and reduced on 0.3 kGy or beyond for both maize genotypes [25].

Plant radiosensitivity is dependent upon several factors, some related to plant characteristics (e.g. species/cultivar/variety, plant age, physiology, tissue architecture, morphology and genome organization) and some related to radiation features (type of radiation, dose rate and time of exposure) [26-28].

According to the parameters length of leaves, our result showed that the local ecotypes, exception

300Gy presented leaves with important length than the CMS 8501. The doses 100 and 200 Gy increased most length from local ecotypes. But 400 Gy, decreased length of leaves from the variety CMS 2019 (Fig. 3).

The results from [29-33] showed that X-ray significantly affected plant growth (plant height and plant dry matter) and some growth indices (crop growth rate, relative growth rate, absolute growth rate, and leaf area ratio), yield and yield components (number of seeds, weight of seed and grain yield) of maize as well as nutritional value of the crop and leaf growth.

According to [34], the maximum radical length was recorded in the control samples, while the radical length of samples exposed to 0.1, 0.2, 0.3, 0.5 and 0.7 kGy decreased by 9, 31, 41, 47, and 56%, respectively. The maximum reduction of radical length, by 71%, was observed at 1 kGy. Results show that gamma treatment with doses higher than 0.1 kGy significantly inhibited the length of the radicular system of plants derived from irradiated seeds.

Our result showed that the height from different varieties according to the different doses are

equal, exception the dose 400Gy of CMS 2019, but with high dose (400 Gy), the height is less important (Fig. 5).

The results from [35,36] showed that the gamma rays (≥ 0.2 kGy) imposed a significant impact on the shoot length. The highest shoot length was observed in the unirradiated plants. Following exposure to gamma rays, shoot lengths decreased by 11, 40, 48, 53, and 60% at 0.1, 0.2, 0.3, 0.5, and 0.7 kGy, respectively. The maximum decrease of shoot length, by 63%, was observed at 1 kGy [37].

The statistical analysis showed an important variability according to number of rows per cob from different doses per maize variety (Fig. 8). The CMS 2019 variety at 400Gy produced the most less number of rows per cob and 500 Gy is lethal. The CMS 8704 variety at 100 Gy produced the most important number of rows per cob compared to the control. However 300Gy and 400 Gy are lethal for local ecotyp.

The Fig. 9 showed the number of grains per cob from different doses per maize variety. The most less quantity of grains (228) was obtained from the CMS 2019 variety at 400Gy and the most important quantity (2040) from the same variety at 300 Gy. The CMS 8704 variety at 100 Gy produced the most important number of rows per cob.

The results from [38] showed that the biological yield, grain weight in cob and 100 grain weights respond positively to the lower doses (0.1kGy) of gamma irradiation and improvement in biological yield by 35,2% at 0.1kGy as compared to the control (00kGy). However, maximum reduction (33%) was recorded at 0.5 KGy. Similarly, grain yield was improved by 8,3% at 0.1kGy as compared to the control, but reduced the most by 56,9% at 0,5 kGy compared to the respective control.

The irradiation effect of the maize sowing seeds stimulates an increase in seed yield. An analysis of the yield structure showed that an increase in maize yield resulted from an increase in row number per ear, [39].

The number of leaves per plant noted in the case of CMS8501 and CMS 8704 have sensibly equal number of leaves, but statistically, the significant difference (P -value= $4.363e-05$) was observed between different varieties according the different doses of irradiation (P -value= $6.665e-$

16) (Fig. 2). The number of leaves per plant seemed to increase with the size of the plant [40]. The CMS 8501 variety at 100 Gy produced the most important number of grains per cob (Fig.9). Plant height is a good indicator to evaluate plant growth and grain yield. This dynamic of plant height during the growing cycle could be used to access critical genetic traits, fundamental plant physiology and environmental effect [41].

5. CONCLUSION

The effects of gamma radiation are investigated by studying plant germination, growth and development characteristics of maize (CMS85 01, CMS-20 19 and CMS87 04) of maize and on the local ecotype). The gamma radiation with high dose (400 and 500 Gy) had a depressive effect on growing and yield parameters in maize plants. The degree of sensitivity of the plants depends on the dose of irradiation and the nature of the plants.

COMPETING INTERESTS

Authors have declared that no competing interests exist.

REFERENCES

1. FAO, Agricultural data, Food and Agriculture Organization of the United Nations, Roma; 2016. Available: <http://faostat.fao.org/>.
2. Mohamed A, Hashim AF, Mohamed S. Ameliorative effects of calcium sprays on yield and grain nutritional composition of maize (*Zea mays* L.) cultivars under drought stress. Agriculture. 2021;1:1-13.
3. Strable J, Scanlon JM. Maize (*Zea mays*): A model organism for basic and applied research in plant biology Emerging Model Organisms: A Laboratory Manual. 1999;2:33-41.
4. Conway JL, Ouedraogo AK, Coneff J. Activité de zonage plus de moyens d'existence de la République centrafricaine. USAID (United States Agency International Development), Bangui, Centrafrique. 2012;41.
5. Food and Agriculture Organization. National Strategy Document for the Integrated Management of the Fall Armyworm in the Central African Republic. 2019;41.
6. Aba-Toumou L, Reo-Ndouba R, Kamba-Mebourou E, Wango SP, Mbiko-Tanza J,

- Ngarassem S et al. The first survey of Spodoptera frugiperda on Maize in the farms and in the traditional postharvest conservation in Central African Republic. Asian J Adv Agric Res. 2018;8(3):1-6.
7. Reo-Ndouba R, ABA-Toumnou L, Allah-Barem F, Doukofiona A, Mbenda SD, Kaïne JJ et al. Effect of different doses of irradiation on the germination of varieties of maize developing against the Fall Armyworm in the Central African Republic. Asian J Res Crop Sci. 2023;8(4):1-7.
 8. Montezano DG, Specht A, Sosa-Gómez DR, et al. Host plants of Spodoptera frugiperda (Lepidoptera: Noctuidae) in the America. Afr. Entomol; 2018. DOI: 10.4001/003.026.0286..
 9. Feldmann F, Rieckmann U, Winter S. The spread of the fall armyworm Spodoptera frugiperda in Africa—what should be done next? J Plant Dis Prot. 2019;126(2):97-101.
 10. Weil CF, Monde RA. EMS mutagenesis and point mutation discovery. Molecular Genetic Approaches to Maize Improvement. 2009;161–171. Springer.
 11. Esnault M, Legue F, Chenal C. Ionizing radiation: advances in plant response. Environ Exp Bot. 2010;68(3):231-7.
 12. Spencer-Lopes MM, Forster BP, Jankuloski L. Manuel on mutation breeding. Plant Breeding and Genetics Subprogramme Joint FAO/IAEA Division of Nuclear Techniques in Food and Agriculture Vienna, Austria. 2018;3 ed:319.
 13. Chandrasena DI, Signorini AM, Abratti G, Storer NP, Olaciregui ML, Alves AP, Pilcher CD. Characterization of field-evolved resistance to Bacillus thuringiensis-derived Cry1F δ -endotoxin in Spodoptera frugiperda populations from Argentina. Pest Management Science Publié en line; 2017. DOI: 10.1002/ps.4776].
 14. Huang F, Qureshi JA, Meagher RL Jr, Reisig DD, Head GP, Andow DA, et al. Cry1F Resistance in Fall Armyworm Spodoptera frugiperda: single gene versus pyramided Bt maize. PLOS ONE. 2014; 9(11):e112958. DOI: 10.1371/journal.pone.0112958.
 15. Caplin N, Willey N. Ionizing radiation, higher plants, and radioprotection: from acute high doses to chronic low doses. Front Plant Sci. 2018;9:847. DOI: 10.3389/fpls.2018.00847
 16. Esnault M, Legue F, Chenal C. Ionizing radiation: advances in plant response. Environ Exp Bot. 2010;68(3):231-7.
 17. Jan S, Parween T, Siddiqi TO, Mahmooduzzafar M. Effect of gamma radiation on morphological, biochemical, and physiological aspects of plants and plant products. Environ Rev. 2012;20(1):17-39..
 18. Al-Salhi M, Ghannam MM, Al-Ayed MS, El-Kameesy SU, Roshdy S. Effect of gamma irradiation on the biophysical and morphological properties of corn. Nahrung. 2004;48(2):95-8.
 19. Shabani Monazam AR, Behgar M, Norouzian MA, Borzoie A. The effect of gamma irradiation of corn seeds on performance and fermentation parameters of corn forage and silage. Iran J Anim Sci Res. 2023;15(1):29-38. DOI: 10.22067/ijasr.2022.73461.1050.
 20. Lee EA, Tollenaar M. Physiological basis of successful breeding strategies for maize grain yield. Crop Sci. 2007;47;Suppl 3:S-202.
 21. Marcu D, Damian G, Cosma C, Cristea V. Gamma radiation effects on seed germination, growth and pigment content, and ESR study of induced free radicals in maize (*Zea mays*). J Biol Phys. 2013;39(4):625-34.
 22. De micco V, Arena C, Pignalosa D, Durante M. Effects of sparsely and densely ionizing radiation on plants. Radiat Environ Biophys. 2011;50(1):1-19.
 23. Dezfuli P, Sharif-Zadeh F, Janmohammadi M. Influence of priming techniques on seed germination behaviour of maize inbred lines (*Zea mays* L.). J Agric Biol Sci. 2008;3:22-5.
 24. Jan S, Parween T, Siddiqi TO, Mahmooduzzafar M. Effect of gamma radiation on morphological, biochemical, and physiological aspects of plants and plant products. Environ Rev. 2012;20(1):17-39.
 25. Yadav A, Singh B, Sharma DK, AHUJA S S. Effects of gamma irradiation on germination and physiological parameters of maize (*Zea mays*) genotypes. Indian J Agric Sci. 2015;85(9):1148-52.
 26. Yadava A, Singh B, Singh SD. Impact of gamma irradiation on growth, yield and physiological attributes of maize. Indian J Exp Biol. 2019;57:116-22.
 27. Melki M, Marouani A. Effects of gamma rays irradiation on seed germination and

- growth of hard wheat. Environ Chem Lett. 2010;8(4):307-10.
28. Marcu D, Besenyei E, Cristea V. Radiosensitivity of maize to gamma radiation based on physiological responses. Muzeul Olteniei Craiova. 2014;30:40-1.
 29. Gomes-Junior FG, Cicero SM, Vaz CMP, Lasso PRO. X-ray microtomography in comparison to radiographic analysis of mechanically damaged maize seeds and its effect on seed germination. Acta Scientiarum-Agronomy. 2019;41: e42608.
 30. Ali H, Ghorri Z, Sheikh S, Gul A. Effects of gamma radiation on crop production. In: Hakeem K, editor. Crop production and global environmental issues. Cham: Springer; 2015.
 31. Iken JE, Amusa NA. Maize research and production in Nigeria. Afr J Biotechnol. 2004;3(6):302-7.
 32. Mbah E. Improvement of growth, yield and nutritional status of maize (*Zea mays* L.) through X-ray bombardment of seed. Ratar i povrt. 2022;59(3):91-103.
 33. Yadav A, Singh B, Sharma DK, AHUJA S S. Effects of gamma irradiation on germination and physiological parameters of maize (*Zea mays*) genotypes. Indian J Agric Sci. 2015;85(9):1148-52.
 34. Shrestha J, Kandel M, Chaudhary A. Effects of planting time on growth, development and productivity of maize (*Zea mays* L.). J Agric Nat Resour. 2018; 1(1):43-50.
 35. Maddonni GA, Otegui ME, Bonhomme R. Grain yield components in maize: II. Postsilking growth and kernel weight. Field Crops Res. 2004;56:257-64.
 36. Hernandez Aguilar C, Dominguez-Pacheco A, Carballo Carballo A, Cruz-Orea A, Ivanov R, López Bonilla L et al. Alternating magnetic field irradiation effects on three genotype maize seed field performance. Acta Agrophysica. 2009;14(1):7-17.
 37. Haddadi HM, Eesmaelof V, Choukan R. ameeh V. Afr J Agric Res. 2012. Combining ability analysis of days to silking, plant height, yield components and kernel yield in maize breeding lines;7:5153-9.
 38. Hernandez Aguilar C, Carballo CA, Artola A, Michtchenko A. Laser irradiation effects on maize seed field performance. Seed Sci Technol. 2006;34:193-7.
 39. Iqbal AM, Nehvi FA, Wani SA, Qadir R, Dar ZA. Combining ability analysis for yield and yield related traits in maize (*Zea mays* L.). Int J Plant Breed Genet. 2007; 1(2):101-5.
 40. Katoukam M, Nassourou MA, Dolinassou S, Noubissié JT. Evaluation of the cross-pollination in maize (*Zea mays* L.) synthetic varieties grown in the High Guinean savannah zone conditions. Int J Environ Agric Biotechnol. 2022;7(6):206-14.
 41. Sangoi L, Salvador RJ. Influence of plant height and leaf number on maize production at high plant densities. Maydica. 1997;41(2):141-7.

© 2023 Aba-Toumnou et al.; This is an Open Access article distributed under the terms of the Creative Commons Attribution License (<http://creativecommons.org/licenses/by/4.0>), which permits unrestricted use, distribution, and reproduction in any medium, provided the original work is properly cited.

Peer-review history:

The peer review history for this paper can be accessed here:
<https://www.sdiarticle5.com/review-history/102036>